



Welcome To...

The Web Developer Bootcamp

2.0





The only course you need...

To learn web development. You will need other courses if you plan on learning piano or painting.





Ok but really...

This course teaches you **everything you need** to learn web development and become a developer.

That is not the same as teaching you every single language and technology you might need one day!





I am a real person,
unlike the above rendering

Hello! I'm Colt

I'm a bootcamp instructor,
educator, youtuber, musician,
photographer, gardener, and
father of a flock of chickens.





My grumpiest cat (and me)

My "Credentials"

I started teaching in-person web development bootcamps in San Francisco 7 years ago.

I've been a lead-instructor and curriculum director for multiple bootcamps including Galvanize and Rithm School.

This course, The Web Developer Bootcamp, has become one of the most popular programming courses on the web. I was not expecting this. At all.

I was voted Best New Instructor on Udemy!






Some Numbers

94% Of my **in-person** bootcamp graduates find jobs (within 6 months)

\$115,000 Median salary of my in-person bootcamp graduates


1,000,000 Online students taught across all platforms in the last 5 years.



NEVER KNOW WHAT TO PUT UP HERE

My students work at companies including...





What really matters...

Is that I've spent years trying to perfect teaching web development to beginners.

I know how to teach this stuff. Or at least, I know one way of teaching this stuff that works!

At the end of the day, if my in-person students don't get jobs, I lose my own job!





Learning how to learn new stuff.

My students go on to learn many other tools and technologies required in their job.



The main goal of this course is to get you there!





On to the

Curriculum!





What We Cover

How The Web Works

HTML5

Semantic HTML

Accessibility

CSS3 Essentials

Flexbox & Layout

CSS Animations

Responsive Design

CSS Frameworks

Bootstrap 4 & 5

JavaScript Basics

All Modern JS Syntax

DOM Manipulation

Asynchronous JavaScript

AJAX & JSON

Working with API's

Using the Terminal

Unix Commands

NodeJS & NPM

Express

Web Frameworks

Templating

RESTful API's

Databases

Mongo DB

Developer Mindset

Security

Deploying

Mongo Cloud Atlas

Mongoose

Schema Design

Authentication

Authorization

Cookies & Sessions

Image Upload

Geocoding & Maps









All that really matters...

Building fluency with front-end technologies

Learning how to learn other languages and frameworks.

Thinking like an engineer.

Preparing you for life after this course.

How to get "unstuck"

Building applications from scratch.






When was the course last updated?

It's hard to tell on Udemy, so I've included a changelog which you can find after this lecture. I update it every time I make changes to the course.



After a couple of years
of constantly patching
the course...

It's time for a complete
overhaul!






What's New In 2.0?

Well...everything. I spent 8 months re-recording this course!

500+ Brand new videos recorded for the course

80+ New coding exercises added to the course

1 Brand new, huge application we build from scratch





If I Finish The Course...

**Will I Get
A Job?**



From the Makers of **Notting Hill** and **Love Actually**



definitely, **maybe**

For Will Hayes, a second look at the past will give him a second chance at the future.

UNIVERSAL PICTURES presents a UNIVERSAL PICTURES STUDIOSCANAL A WORKING TITLE PRODUCTION an ADAM BROOKS film "DEFINITELY, MAYBE" RYAN REYNOLDS ISLA FISHER DEREK LUKE ABIGAIL BRESLIN ELIZABETH BANKS
PRODUCTION DESIGNER JONATHAN HARRIS DIRECTOR OF PHOTOGRAPHY CLYDE PHILLIPS EXECUTIVE PRODUCERS CLYDE PHILLIPS AND RACHEL WEISZ PRODUCED BY CLYDE PHILLIPS JESSICA DART JONES AND PETER FEUCHNER WRITTEN BY STEPHANIE CARROLL AND JESSICA FLORIAN BALLBAUGH DIRECTED BY ADAM BROOKS
CASTING BY LISA COLEMAN ANDREW COHEN COSTUME DESIGNER TOM DEYAN EXECUTIVE PRODUCERS ANDREW ADAM BROOKS EXECUTIVE PRODUCERS ANDREW ADAM BROOKS
www.definitelymaybemovie.com



Anatomy of a bootcamp

Curriculum - Of course the curriculum, lectures, exercises, and projects are crucial to any bootcamp experience.

Mentorship- My full-time bootcamps pair you with mentors who guide you through the crazy world of web development.

Accountability - At my bootcamps, you are assessed constantly throughout the course. You have to turn work in, you can't miss class, etc.

Feedback - Frequent code-reviews and graded exercises keep students on track.

Peers - Community is an underrated aspect of attending a bootcamp. Students end up collaborating and working together years later.

Career Support- Bootcamps offer mock interviews, resumé reviews, and designated career services teams to help you land your first job.





DO ALL THE EXERCISES!

The single most important piece of advice I have





Don't Just Copy

It's very easy to go through this course, mindlessly typing what I type. Ask questions. Study! Practice!

Treat this like a bootcamp rather than a series of videos.



**YES! I AM A
CHEF NOW!**



NO





Take your time!

Many students want to rush through the course, but remember this is 10-12 weeks of full-time coursework.

Slow down and focus on learning and practicing the concepts, rather than rushing to complete sections.





Don't panic

Almost everyone hits a rough patch in the course at some point. Don't let it discourage you. It's normal!





**DO NOT SPIN
YOUR WHEELS!**



Take breaks!

Please take breaks away from the course and ideally away from the computer. This course is a lot!

At my bootcamps, we go for walks, play ping pong, and pet the class dogs. If we don't take breaks, I can immediately see the impact on students.



GETTING THE CODE





Code

The first lecture of every section contains a download link to the section's code

Slides

Slides are also available as resources on the first lecture of each section

Resources

All relevant links to resources are included on individual lectures



Don't Skip The Section Intros!

I use the first video of every section to set your expectations and tell you what really matters in the upcoming topic.

